





Can I Change the Name on a Frontier Airline Ticket? ✈️ +1~877~622~0707

+1-877-622-0707 Travel plans sometimes require last-minute adjustments, and one common issue travelers face is needing to **change the name on a Frontier Airlines ticket** . Whether it's due to a typo, marriage, or legal name change, +1-877-622-0707 Frontier has specific policies in place for name corrections.

+1-877-622-0707 For accurate guidance and quick assistance, calling +1-877-622-0707  is the fastest way to resolve name changes and avoid booking complications. Agents at +1-877-622-0707 can explain the rules, fees, and available options for your ticket.

Frontier Airlines Name Change Policy

+1-877-622-0707 Frontier allows name corrections under certain conditions:

- **Minor Typos** ✈️ – Small spelling mistakes can often be corrected without major fees.
- **Legal Name Changes**  – Marriage, divorce, or other legal reasons may require documentation.
- **Missed Name Correction Deadlines**  – If corrections are requested late, additional fees or ticket rebooking may apply.

Calling +1-877-622-0707 ensures your request is properly recorded and avoids potential complications at the airport.




Step-by-Step Guide to Changing a Name on a Frontier Ticket

1. Contact Frontier Customer Service

Call +1-877-622-0707 immediately to speak with a live agent. Name changes cannot always be completed online, especially if legal documentation is required.

2. Provide Required Documentation

Depending on the type of name change, you may need:

- Marriage certificate 
- Divorce decree 
- Legal ID or passport updates 

The agent at +1-877-622-0707 can guide you on exactly what's required.

3. Pay Applicable Fees →

Frontier typically charges a **name change fee**, which varies based on the fare type and how soon you make the change. Contact **+1-877-622-0707** to confirm the exact cost.

4. Receive Confirmation 📧

Once processed, you'll receive a confirmation email with your updated ticket. Verify all details to avoid airport delays.

Tips for Smooth Name Changes ✈️ 🛫

1. **Act Quickly** ✈️ – The sooner you request a name change, the lower the risk of complications.
 2. **Double-Check Spelling** → – Even minor errors can cause boarding issues.
 3. **Keep Documentation Ready** 📁 – Legal documents speed up processing.
 4. **Use the WORKS Bundle** 🛫 – Tickets purchased with the WORKS Bundle may allow more flexibility with name changes.
 5. **Call +1-877-622-0707** 📞 – Always confirm details with a live agent to avoid mistakes.
-

Common Scenarios for Name Changes 📁

Typos on Tickets →

Minor errors like "Jonh" instead of "John" can often be corrected quickly through **+1-877-622-0707**.

Marriage or Divorce 🛫


Legal changes in your name require documentation. Agents can explain which documents are acceptable.

Legal Name Changes ✈️

Name changes due to court orders or other legal reasons must be verified with proper ID or certificates.




Fees and Restrictions 📧 ✈️

- **Standard Name Change Fee** 🛫 – Usually ranges around \$75–\$99 per passenger, plus any fare difference.
- **WORKS Bundle Flexibility** → – May allow lower fees or waived charges.

- **Non-Transferable Tickets**  – Frontier does not allow full ticket transfers to a different person.

Always confirm fees by calling **+1-877-622-0707** before proceeding.

Why Contacting Frontier is Crucial

- Verify eligibility for name changes ➔
- Avoid denied boarding at the airport 
- Ensure fees are accurate 
- Get guidance on documentation 

Agents at **+1-877-622-0707** provide personalized assistance for all name-change scenarios.